





ZWAAIHANDEN / WINKEHÄNDE / WAVING HANDS

A

46 cm




34 cm

-  Bij aflopende bedrukking 3mm rondom overfill/snijmarge
-  Bei randabfallendem Druck, Vorlage 3 mm größer anlegen
-  For bleed edge printing artwork should have 3 mm overfill




ZWAAIHANDEN / WINKEHÄNDE / WAVING HANDS

B

46 cm




32 cm

-  Bij aflopende bedrukking 3mm rondom overfill/snijmarge
-  Bei randabfallendem Druck, Vorlage 3 mm größer anlegen
-  For bleed edge printing artwork should have 3 mm overfill




ZWAAIHANDEN / WINKEHÄNDE / WAVING HANDS

C

46 cm







32 cm

-  Bij aflopende bedrukking 3mm rondom overfill/snijmarge
-  Bei randabfallendem Druck, Vorlage 3 mm größer anlegen
-  For bleed edge printing artwork should have 3 mm overfill

ZWAAIHANDEN / WINKEHÄNDE / WAVING HANDS

D




-  Bij aflopende bedrukking 3mm rondom overfill/snijmarge
-  Bei randabfallendem Druck, Vorlage 3 mm größer anlegen
-  For bleed edge printing artwork should have 3 mm overfill




ZWAAIHANDEN / WINKEHÄNDE / WAVING HANDS

E

47,4 cm




34 cm

-  Bij aflopende bedrukking 3mm rondom overfill/snijmarge
-  Bei randabfallendem Druck, Vorlage 3 mm größer anlegen
-  For bleed edge printing artwork should have 3 mm overfill




ZWAAIHANDEN / WINKEHÄNDE / WAVING HANDS

F

44,6 cm



34,3 cm


-  Bij aflopende bedrukking 3mm rondom overfill/snijmarge
-  Bei randabfallendem Druck, Vorlage 3 mm größer anlegen
-  For bleed edge printing artwork should have 3 mm overfill




ZWAAIHANDEN / WINKEHÄNDE / WAVING HANDS

G

443,34 mm

338,05 mm



-  Bij aflopende bedrukking 3mm rondom overfill/snijmarge
-  Bei randabfallendem Druck, Vorlage 3 mm größer anlegen
-  For bleed edge printing artwork should have 3 mm overfill